



Handi-Mate Wall Mount Shed





The efficient storage solution designed to maximise space





Handi-Mate Wall Mount Sheds

Wall Mount Garden Sheds are a space-efficient storage solution designed to maximise space in compact urban areas by attaching to existing masonry walls. Built for durability, they provide reliable protection for your belongings in all weather conditions.

-  A storage solution that is boxed and ready to build
-  Maximise compact spaces installing against masonry walls
-  Lockable single sliding doors
-  Strong, attractive Smartspan® cladding

Handi-Mate Wall Mount Shed

Model	Width	Depth	Wall Height
HM1	1.82m	0.81m	1.90m
HM3	2.17m	0.81m	1.90m

Handi-Locker Wall Mount Shed

Model	Width	Depth	Wall Height
HML	2.87m	0.81m	1.90m

Dimensions are wall height and (approx.) roof size. Internal dimensions differ.



Handi-Mate Wall Mount Shed



Handi-Locker Wall Mount Shed



◀◀ SCAN THIS QR CODE TO FIND A STRATCO NEAR YOU

1300 155 155
stratco.com.au

All brands and logos/images accompanied by ® or ™ are trade marks of Stratco (Australia) Pty Limited. © Copyright July 2025



MAINTENANCE Regular maintenance is essential to maintain the good looks of all Stratco steel products and to ensure you receive the maximum life-span possible in your area. Washing with clean water must be frequent enough to prevent the accumulation of dust, salts, and pollutants or any other material that will reduce the life of the product. Stratco steel products that are regularly washed by rain require no additional maintenance. No Stratco steel structure or materials are recommended for use over, or in close proximity, to swimming pools or spas. Care must be taken when determining the location of Stratco steel products so that they are not placed in close contact with sources of pollution or environmental factors that could affect the life of the steel. Refer to the 'Selection, Use and Maintenance' brochure for more information.